

NATIONAL QUALITY INITIATIVE REPORT: COMPARE SBHCs TO STATE AND NATIONAL AVERAGES

State: North Carolina

Name of Primary Sponsoring Organization: Sample

Name of SBHC: Sample SBHC

Survey Year: 2018-19 School Year

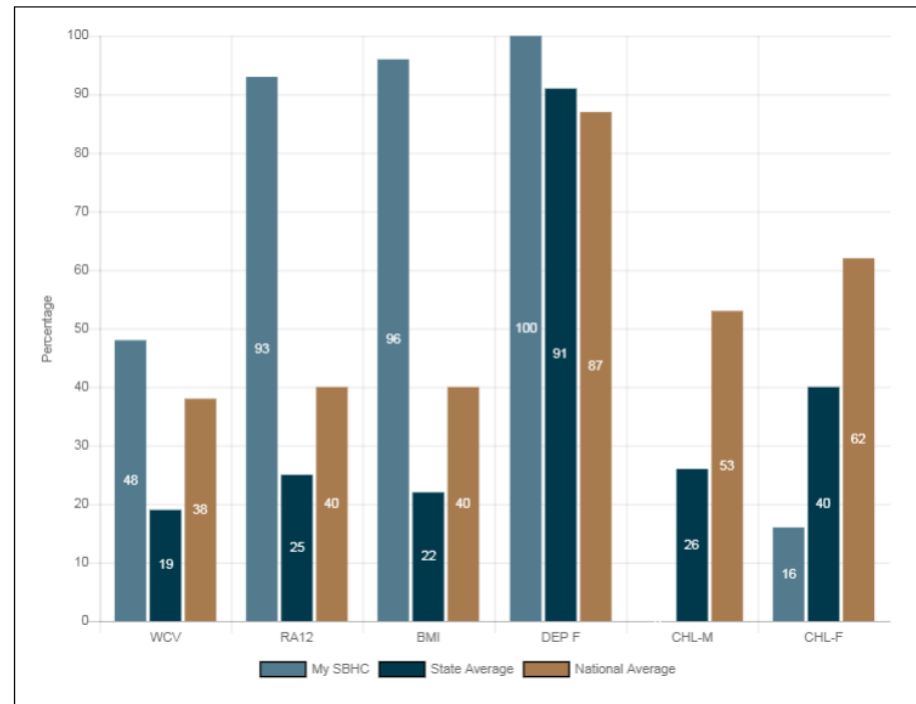
Select the data for comparison to include in the report:

- State average
- National average

Select at least one performance measure:

- Well-Child Visit (WCV)
- Annual Risk Assessment (RA)
- Annual Risk Assessment - Ages 12 and Over (RA12)
- BMI Screen & Nutrition and Physical Activity Counseling (BMI)
- BMI Screen $\geq 85\%$ & Nutrition and Physical Activity Counseling (BMI $\geq 85\%$)
- Depression Screening (DEP)
- Depression Screening and Follow-Up (DEP F)
- Chlamydia Screen - Males (CHL M)
- Chlamydia Screen - Females (CHL F)



View how your SBHC's performance measures compare to the averages of other SBHCs participating in your state and across the country.





Data may not appear in the bar chart if an SBHC reports inaccurate or incomplete data (i.e., over 100% for the measure or missing values for the denominators). You can return to the data portal to edit your data.

PERFORMANCE MEASURES



Annual Comprehensive Well-Child Visit

Percentage of unduplicated SBHC clients ages 0-21 years who had at least one comprehensive well-care visit with a primary care practitioner or an OB/GYN practitioner during the school year, regardless of where exam was provided, including documentation of: <ul style="list-style-type: none"> • Health and developmental history AND • Physical exam AND • Health education/ anticipatory guidance 	My SBHC	State Average	SBHC Comparison to State Average	National Average	SBHC Comparison to National Average
	48%	19%		38%	



Annual Risk Assessment

Percentage of unduplicated SBHC clients ages 12 and over with 1 or more age-appropriate annual risk assessment during the school year (if available)	My SBHC	State Average	SBHC Comparison to State Average	National Average	SBHC Comparison to National Average
	93%	25%		40%	



BMI Screening and Nutrition and Physical Activity Counseling

Percentage of unduplicated SBHC clients aged 3-17 years with documentation of the following at least once during the school year: <ul style="list-style-type: none"> • BMI percentile AND • Counseling for nutrition AND • Counseling for physical activity 	My SBHC	State Average	SBHC Comparison to State Average	National Average	SBHC Comparison to National Average
	19%	22%		40%	



Depression Screening and Follow-Up

Percentage of unduplicated SBHC clients aged 12 years or older with documentation of the following at least once during the school year: <ul style="list-style-type: none"> Screened for clinical depression using an age appropriate standardized tool AND Follow-up plan documented if positive screen 	My SBHC	State Average	SBHC Comparison to State Average	National Average	SBHC Comparison to National Average
	95%	91%		80%	

Chlamydia Screening (Females)

Percentage of unduplicated SBHC clients female identified as sexually active who had at least 1 test for Chlamydia documented during the school year	My SBHC	State Average	SBHC Comparison to State Average	National Average	SBHC Comparison to National Average
	16%	40%		62%	

Chlamydia Screening (Males)

Percentage of unduplicated SBHC clients male identified as sexually active who had at least 1 test for Chlamydia documented during the school year	My SBHC	State Average	SBHC Comparison to State Average	National Average	SBHC Comparison to National Average
	0%	26%		54%	

CLIENT AND VISIT DATA

Unduplicated SBHC clients (clients with at least one visit of any type)	340	200	364
Total # visits (of any type)	0	778	1359
UNDUPLICATED SBHC CLIENTS BY GENDER			
Male	147	75	211
Female	193	104	249
Other	N/A	0	0
UNDUPLICATED SBHC CLIENTS BY AGE			
0-2 years old	N/A	0	9
3-11 years old	N/A	17	143
12-17 years old	273	123	239
18-21 years old	67	24	44
22 years old and over	N/A	N/A	N/A