

# **Key Findings from the FY 2014 State Policy Survey**

**September 15, 2015**





If you are viewing as a group, please go to the chat window and type in the name of the person registered and the total number of additional people in the room, e.g., Tammy Jones, +3. This will help us with our final count.

# Reminders

- All attendees are in listen-only mode.
- We want to hear your questions! To ask a question during the session, use the chat tool that appears on the bottom right side of your control panel.
- This presentation is being recorded.
- Please complete evaluation poll questions at the end of the presentation.



# Webinar Archives

Access previous webinars

- Clinical Services ( Diabetes, ADHD)
- SBHC Operations (PCMH, HIT)
- Policy & Advocacy
- Quality Improvement
- Special Initiatives
- School-Based Health Alliance Tools

<http://www.sbh4all.org/webinars>



## Objectives

1. Understand state-level SBHC funding and trends over time
2. Identify state policies pertaining to Medicaid and SBHCs
3. Identify most frequently tracked performance indicators by state public health department.

# Today's Presenter



**Suzanne Mackey, MPH**

# State Investments and Policies that Support School-Based Health Centers

*Key Findings from the FY14 State  
Policy Survey*

**Suzanne Mackey, MPH**  
**Policy Analyst**

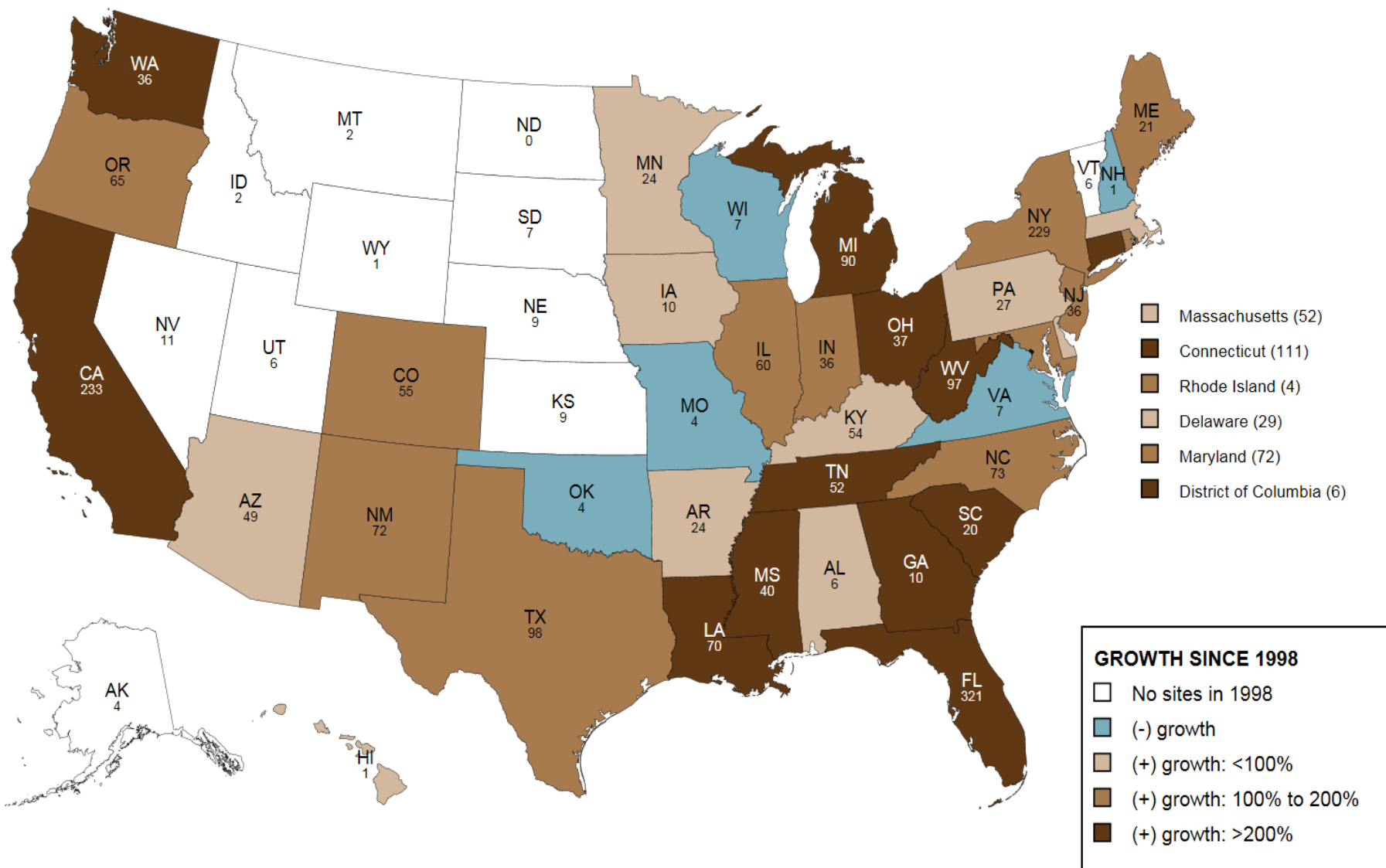


# School-Based Health Centers (SBHCs)

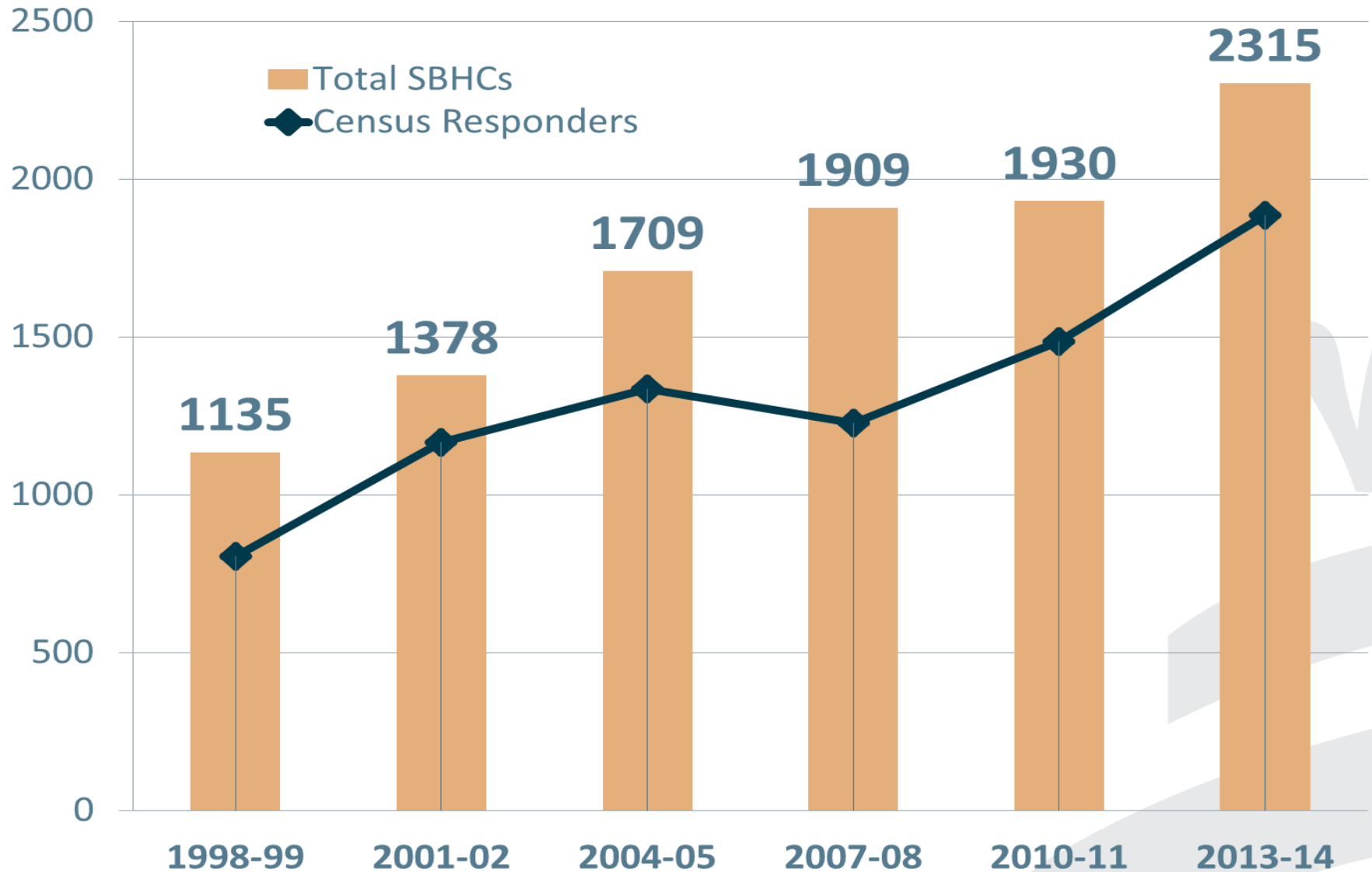
- Provide quality, comprehensive health care services that help students succeed in school and in life.
- Located in or near a school facility and open during school hours.
- Organized through school, community, and health provider relationships.
- Staffed by qualified health care professionals.
- Focused on the prevention, early identification, and treatment of medical and behavioral concerns that can interfere with a student's learning.



# Estimate of SBHCs by State, 2013-14, Growth Since 1998



# National SBHC Census Findings, 1998-2014






# School-based health centers



# School-based health centers



# Data Sets

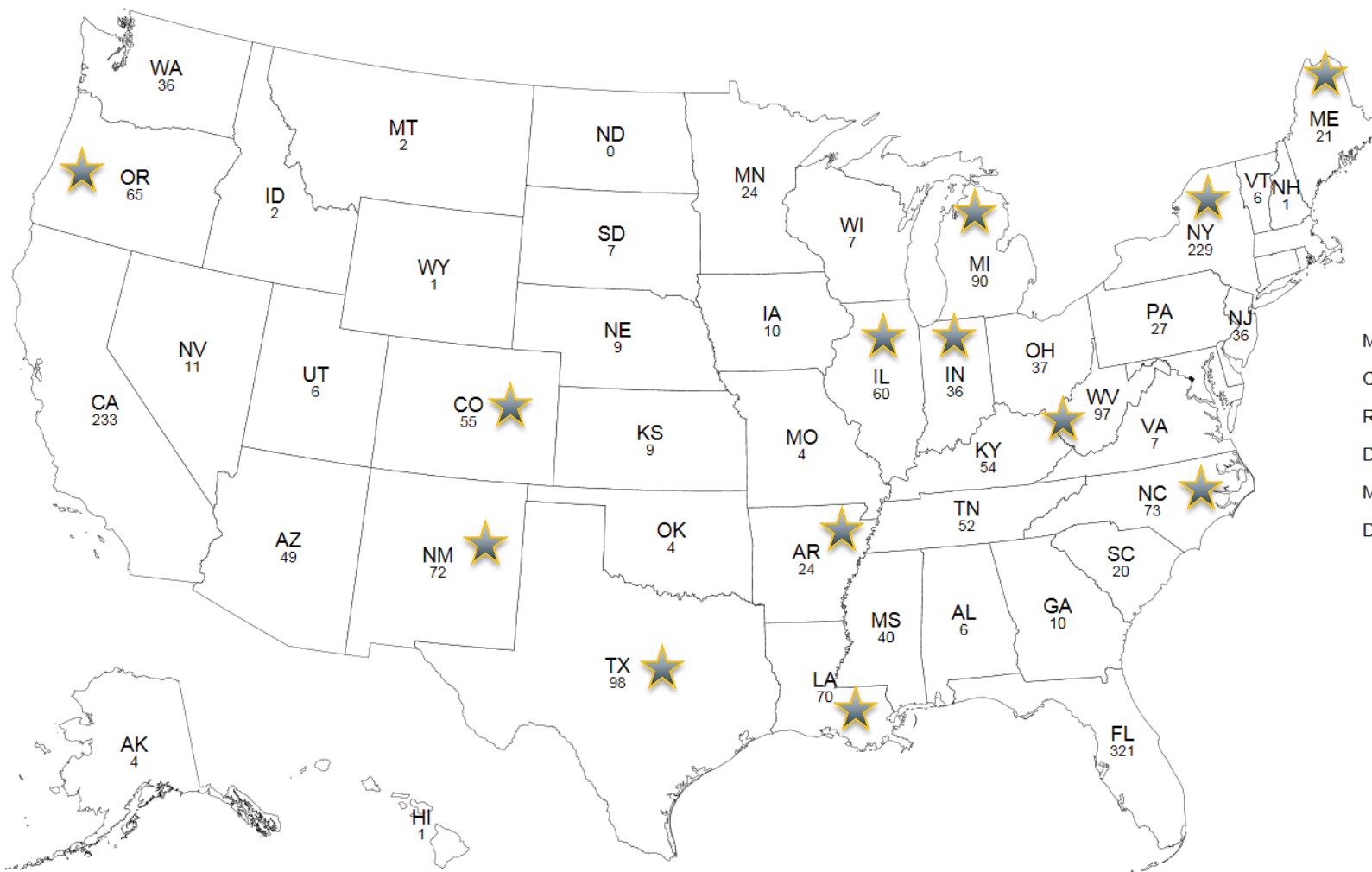
## State SBHC Program Office Survey

- Target: State public health and education agencies that fund SBHC program (18 states)
- Objective: assess types and amounts of state SBHC funding, technical support and data collection
- Completed surveys from 17 states

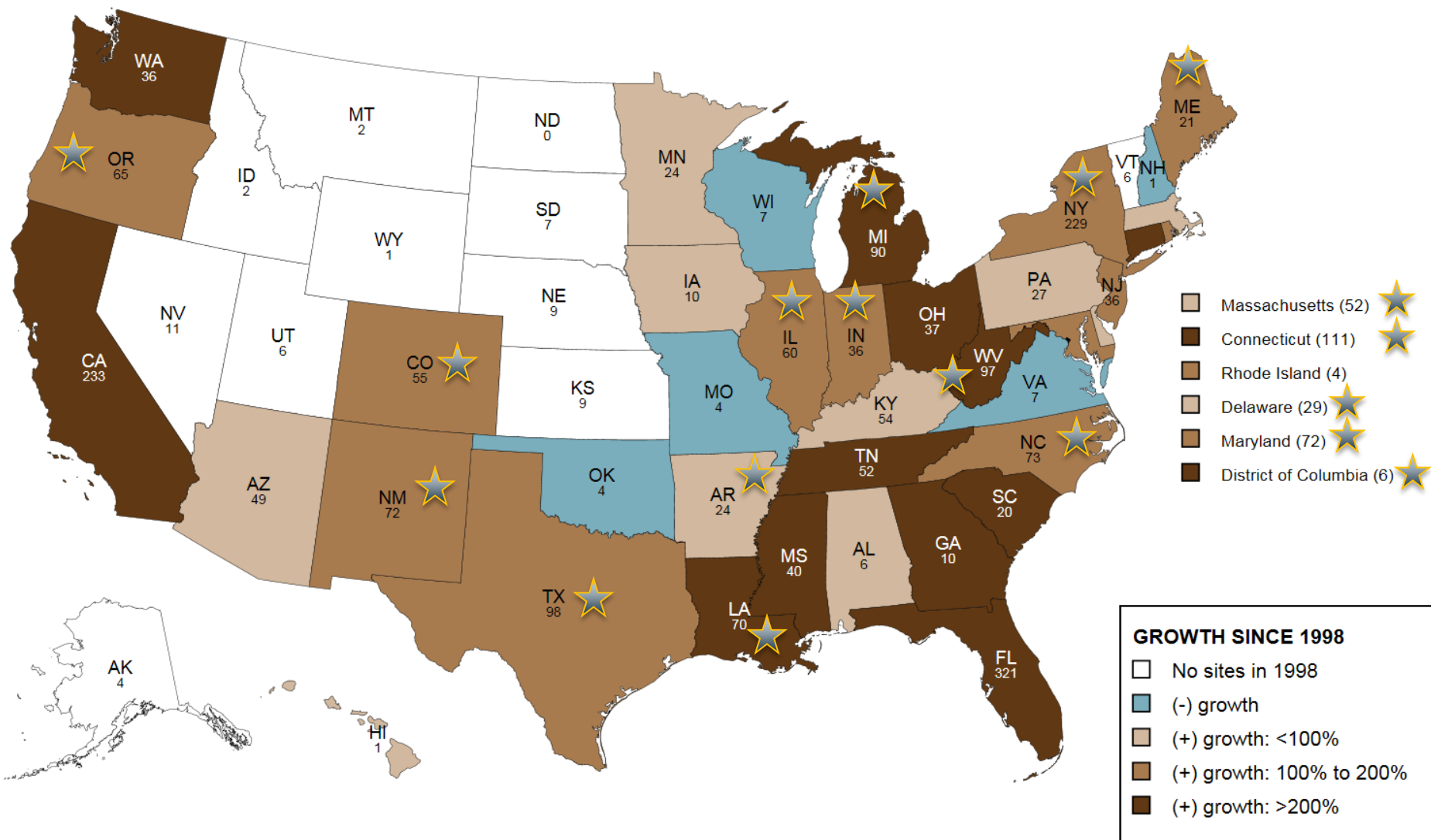
## Medicaid State Policy Survey

- Target: State Medicaid agencies in the 18 states that fund SBHCs
- Objective: assess state Medicaid SBHC policies
- Completed surveys from 15 states

# State SBHC Program Office Survey



Massachusetts (52) ★  
 Connecticut (111) ★  
 Rhode Island (4)  
 Delaware (29) ★  
 Maryland (72) ★  
 District of Columbia (6) ★





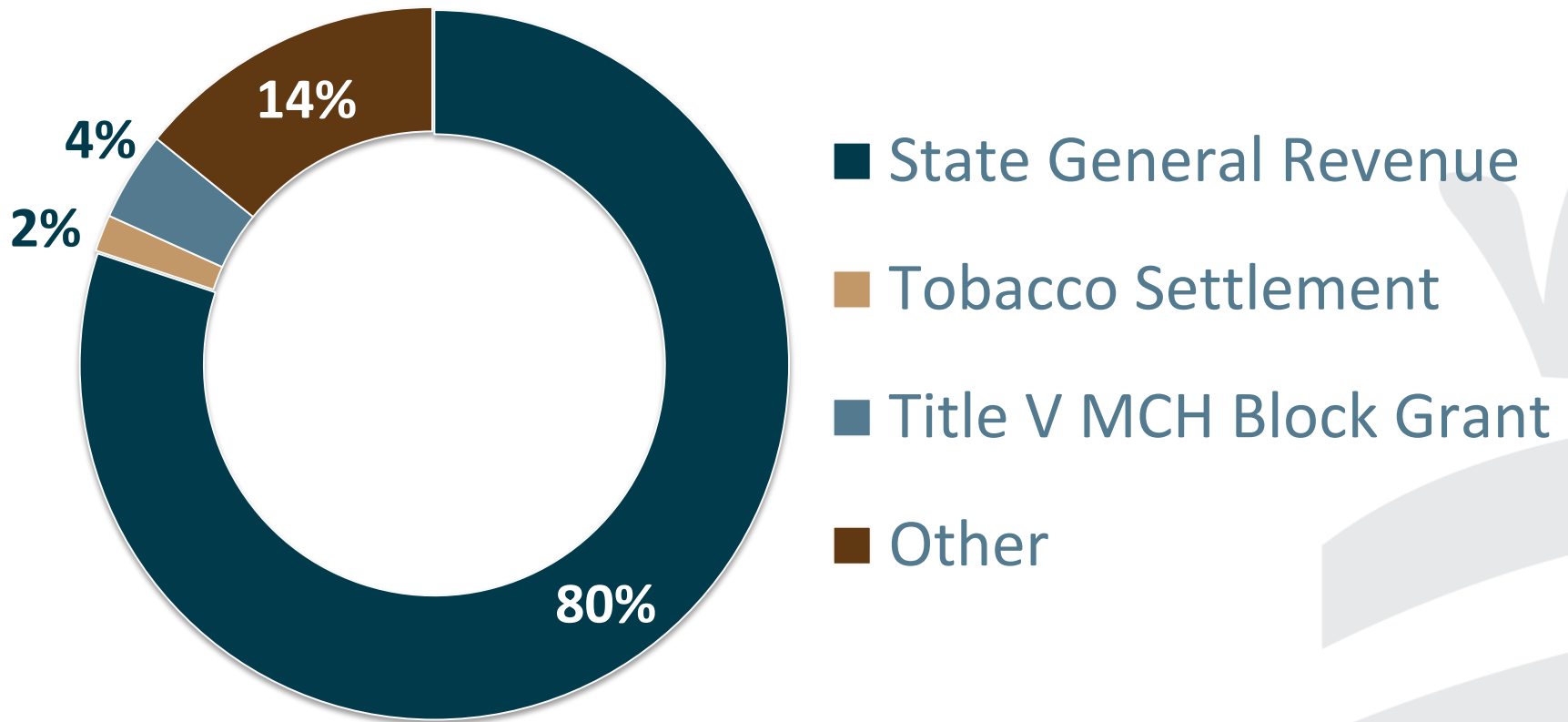
## Summary of State-Directed Funds, FY2014

	<b>State Investment</b>	<b># SBHCs funded</b>	<b>Grant size/ SBHC</b>
<b>Total</b>	<b>\$85.1M</b>	<b>915</b>	<b>\$93,000</b>
<b>Average</b>	<b>\$4.7M</b>	<b>51</b>	<b>\$92,000</b>
<b>High</b>	<b>\$13.5M</b>	<b>218</b>	<b>\$338,000</b>
<b>Low</b>	<b>\$200,000</b>	<b>2</b>	<b>\$21,000</b>

N=18 states

# Total State-Directed Funds by Source

Total for FY2014: \$85.1M



N=18 states



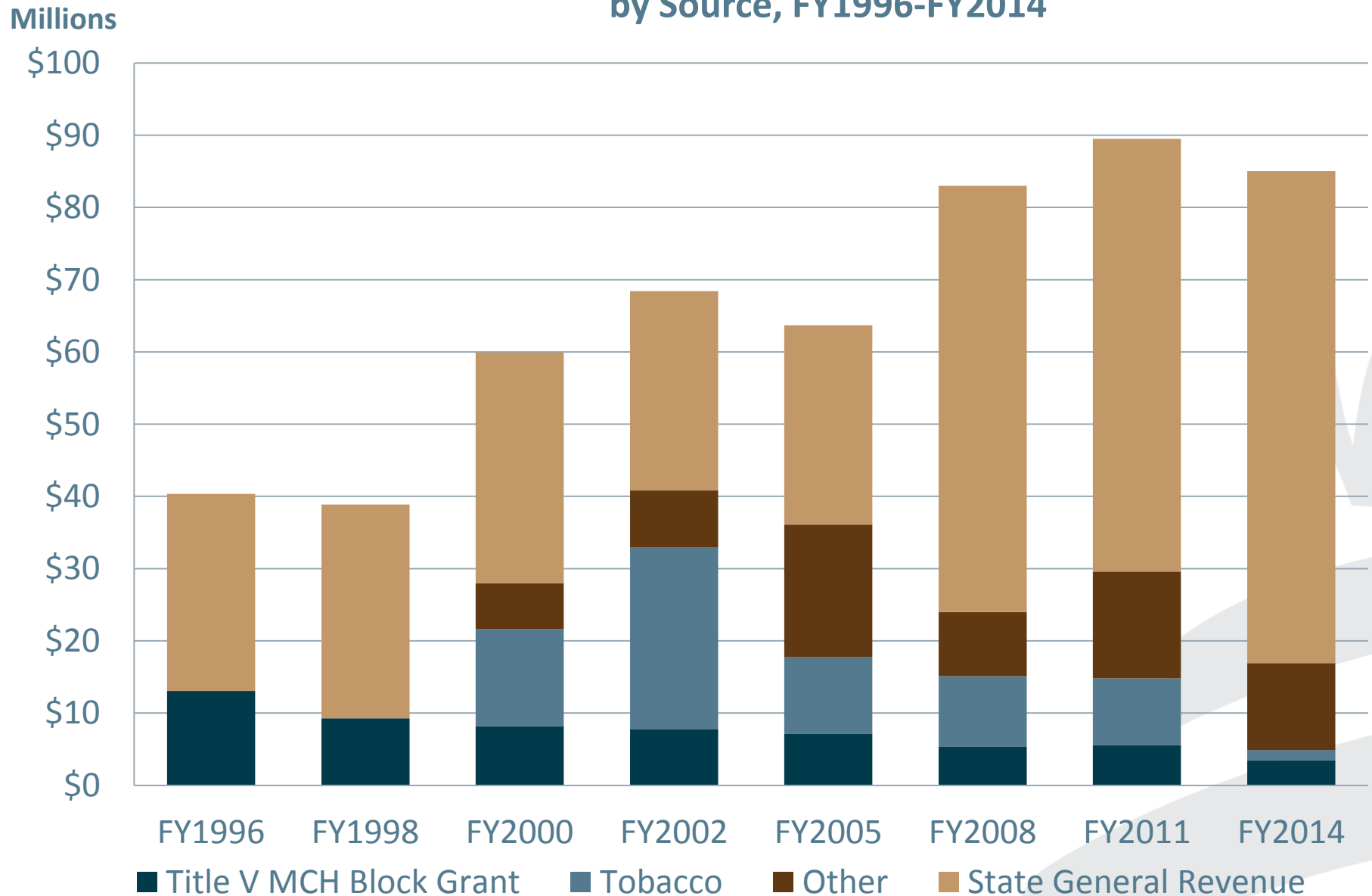
## State-Directed Funding for SBHCs By State, FY 2014

State	SBHCs Funded	Total SBHCs*	Total	State General Fund	Tobacco Settlement	Title V MCH Block Grant	Other
AR	21	24	\$2,000,000	\$2,000,000	--	--	--
CO	47	55	\$5,200,000	\$5,200,000	--	--	--
CT	94	111	\$12,336,716	\$12,048,716	--	\$288,000	--
DC	6	6	\$2,025,000	\$2,025,000	--	--	--
DE	29	29	\$5,235,300	\$5,235,300	--	--	--
IL	41	60	\$4,118,117	\$1,279,000	\$942,200	\$845,917	\$1,051,000
IN	2	36	\$200,000	--	--	\$200,000	--
LA	64	70	\$8,734,531	\$8,734,531	--	--	--
MA	34	52	\$2,958,292	\$2,958,292	--	--	--
MD	71	72	\$2,800,000	\$2,800,000	--	--	--
ME	16	21	\$699,700	\$219,130	\$480,410	\$160	--
MI	70	90	\$13,500,000	\$3,500,000	--	--	\$10,000,000
NC	32	73	\$1,377,664	\$1,377,664	--	--	--
NM	52	72	\$3,534,100	\$2,534,100	--	--	\$1,000,000
NY	218	229	\$12,282,352	\$10,400,000	--	\$1,882,352	--
OR	65	65	\$6,800,000	\$6,800,000	--	--	--
TX	3	98	\$250,000	--	--	\$250,000	--
WV	50	97	\$1,027,100	\$1,027,100	--	--	--
<b>Total</b>	<b>915</b>	<b>2315**</b>	<b>\$85,078,872</b>	<b>\$68,138,833</b>	<b>\$1,422,610</b>	<b>\$3,466,429</b>	<b>\$12,051,000</b>

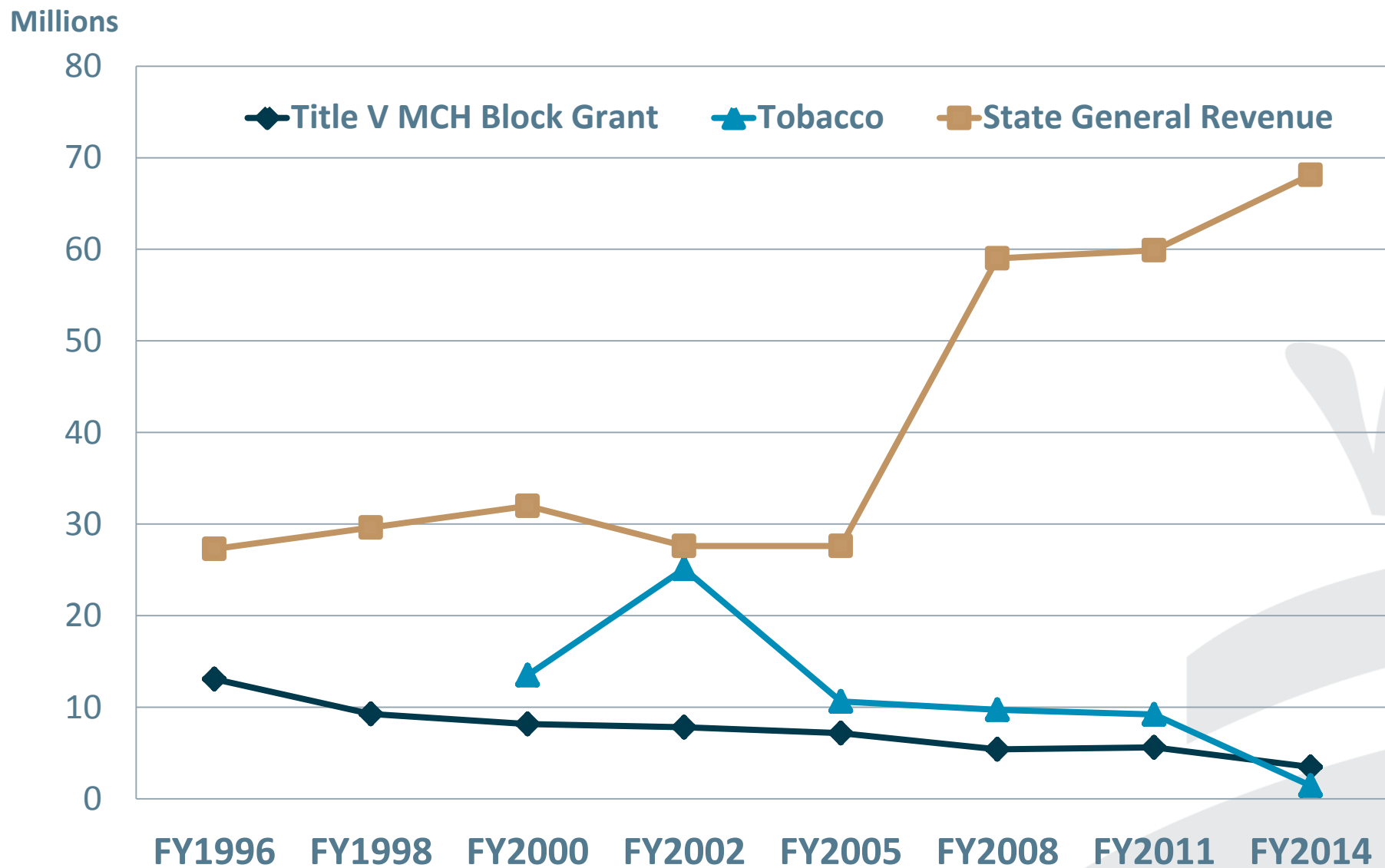
## Largest State SBHC Programs, FY2014

State	# SBHCs	Total Investment
MI	70	\$13.5M
CT	94	\$12.3M
NY	218	\$12.3M

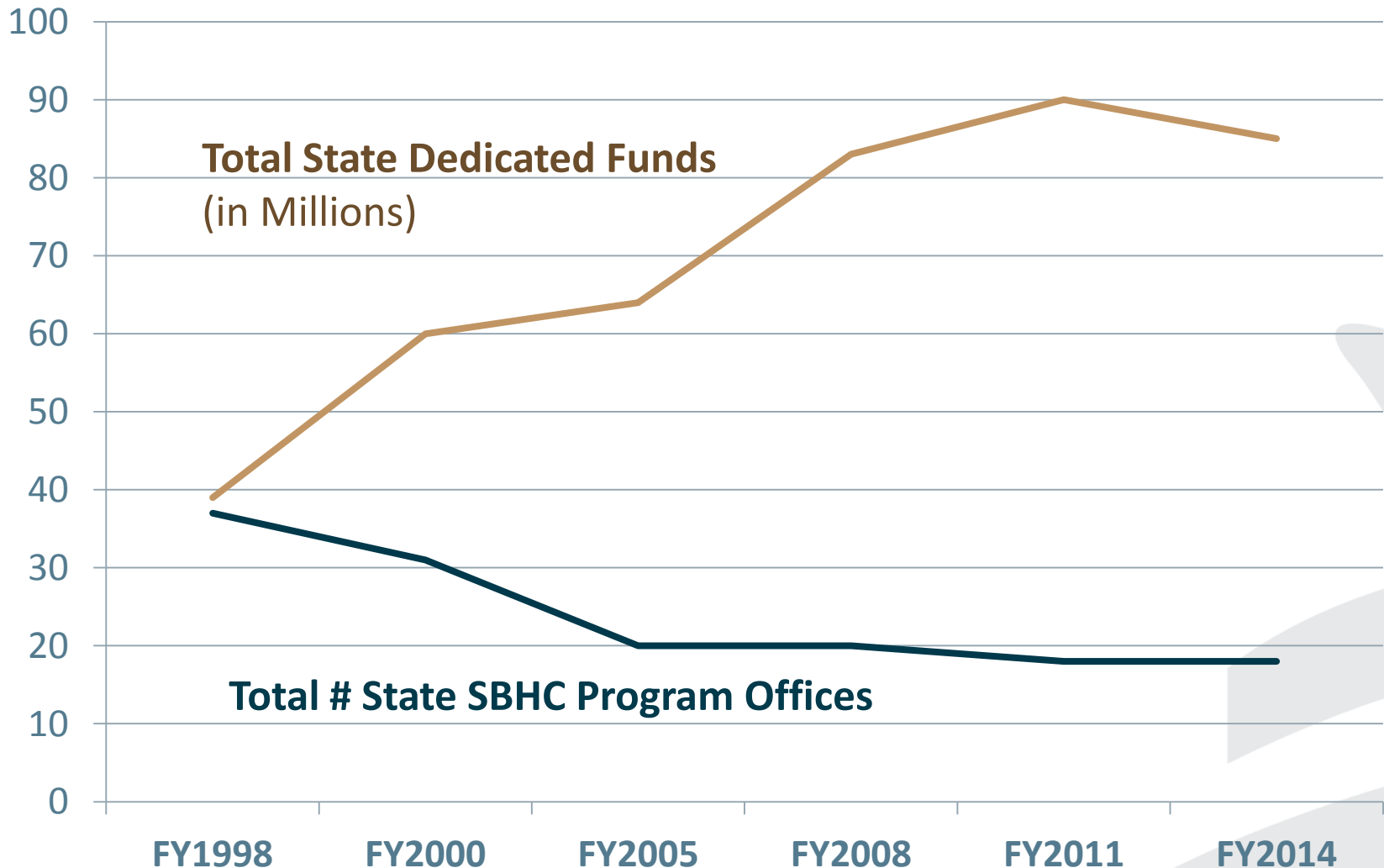
## State-Directed Funding for SBHCs, Totals by Source, FY1996-FY2014



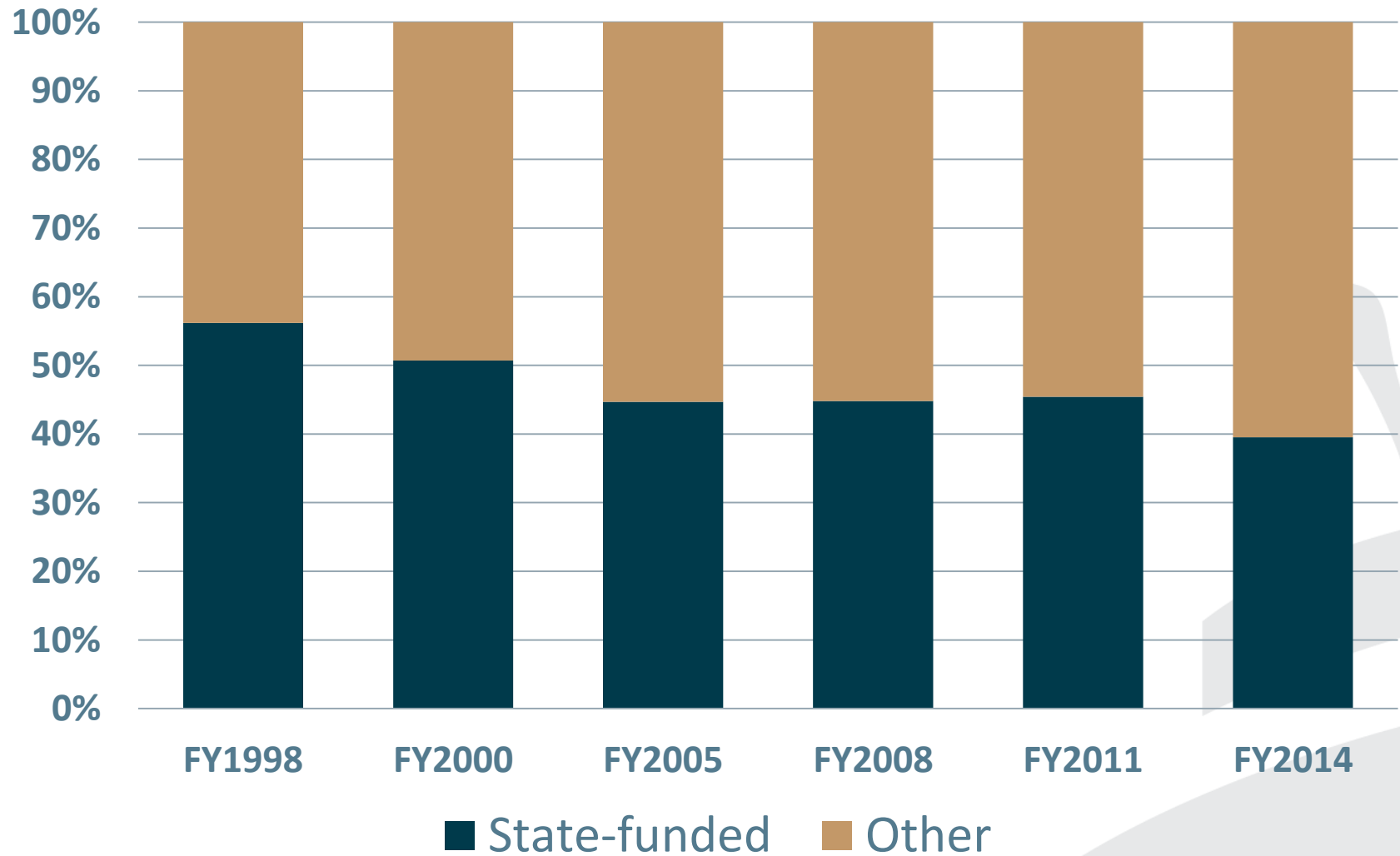
## State-Directed Funding for SBHCs, Totals by Source, FY1996-FY2014



## Number of State Programs Declines; Total State-Directed Funds Increased Through FY2011



## % of SBHCs Funded by State SBHC Programs, 1998-2014





## States with Ten-plus Years Investment in SBHCs, FY2002, 2008, 2014

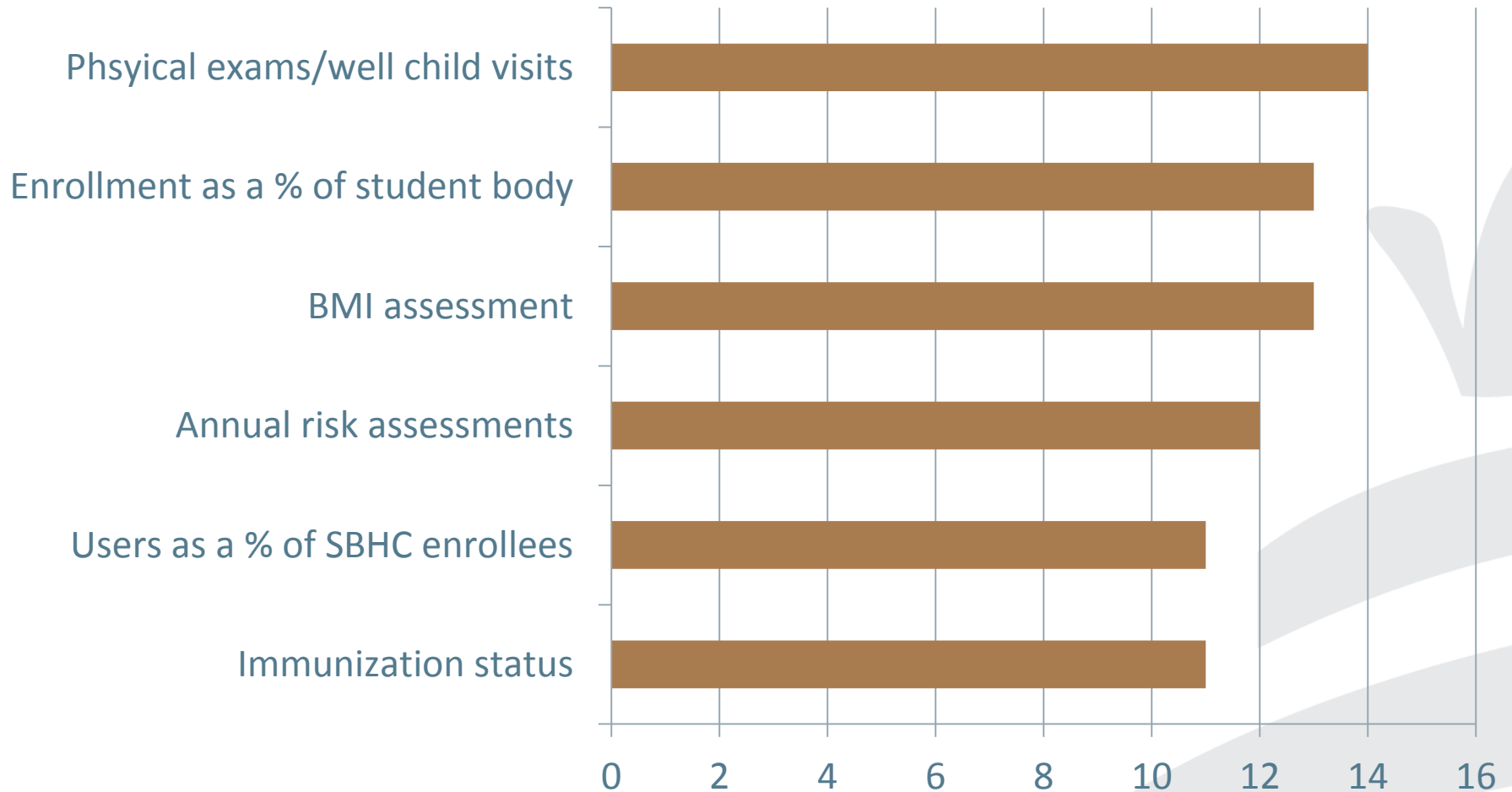
State	FY2002	FY2008	FY2014	% Change FY2002-2014
CO	\$375,000	\$1,699,810	\$ 5,200,000	1287%
CT	\$6,246,505	\$9,168,186	\$ 12,336,716	97%
DE	\$4,646,800	\$5,400,000	\$ 5,235,300	13%
IL	\$3,956,000	\$4,234,400	\$ 4,118,117	4%
LA	\$7,100,000	\$10,249,823	\$ 8,734,531	23%
ME	\$631,376	\$745,300	\$ 699,700	18%
MD	\$3,949,941	\$2,731,206	\$ 2,800,000	-29%
MA	\$5,545,943	\$3,893,559	\$ 2,958,292	-47%
MI	\$2,892,300	\$10,671,000	\$ 13,500,000	367%
NM	\$400,000	\$3,870,000	\$ 3,534,100	784%
NY	\$19,645,000	\$22,800,000	\$ 12,282,352	-37%
NC	\$1,500,000	\$1,627,000	\$ 1,377,664	-8%
OR	\$1,313,512	\$2,838,000	\$ 6,800,000	418%
WV	\$900,000	\$962,100	\$ 1,027,100	14%
<b>Total</b>	<b>\$59,102,377</b>	<b>\$80,890,384</b>	<b>\$ 80,603,872</b>	<b>36%</b>

## 18 States Fund SBHCs

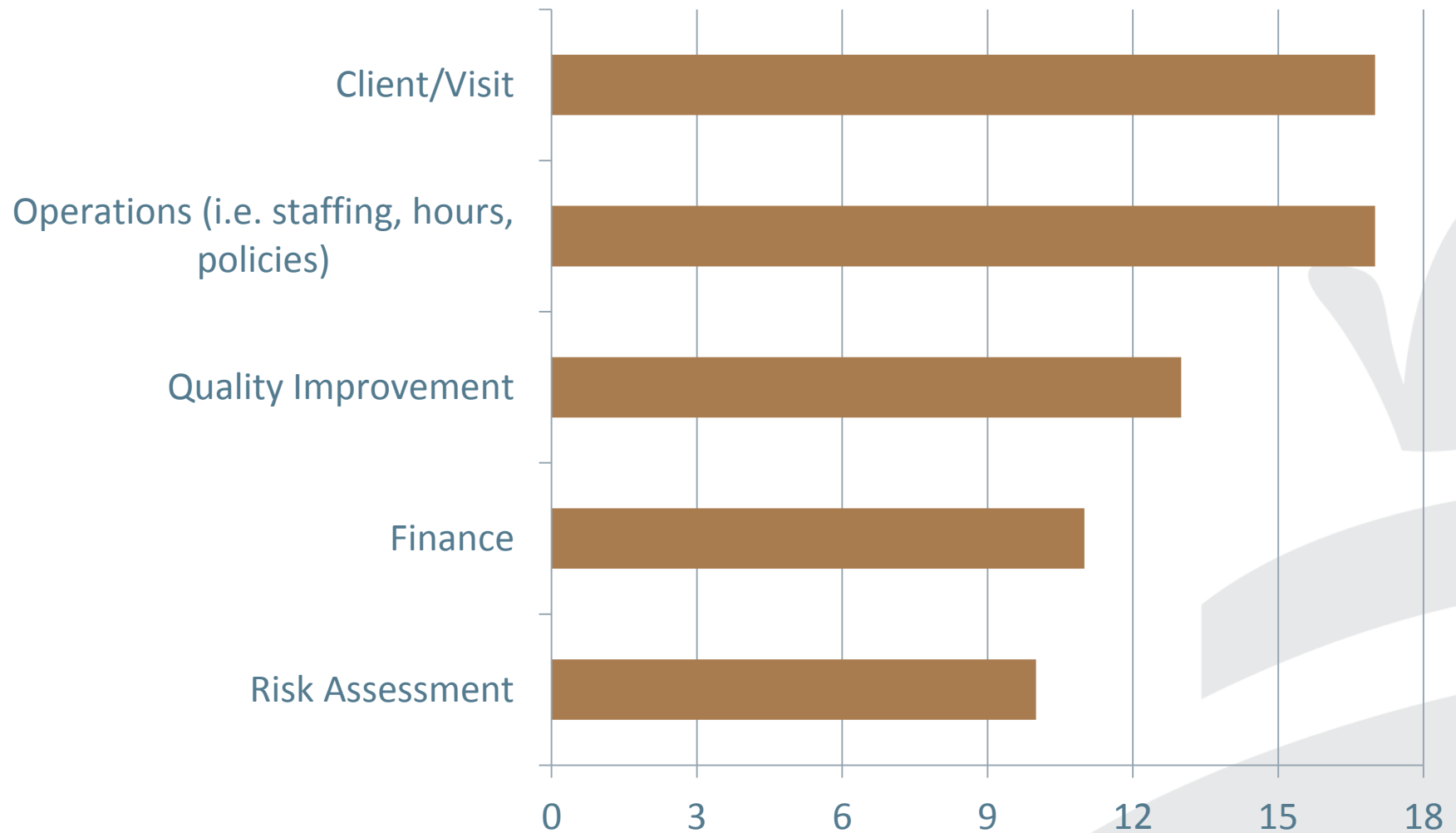
- 18 collect data from SBHCs, including performance indicators
- 18 staff a dedicated office or unit providing oversight and support to state-funded SBHCs
- 16 set and monitor SBHC standards
- 7 define SBHCs in law or regulation

## SBHC Performance Indicators Most Frequently Tracked by States

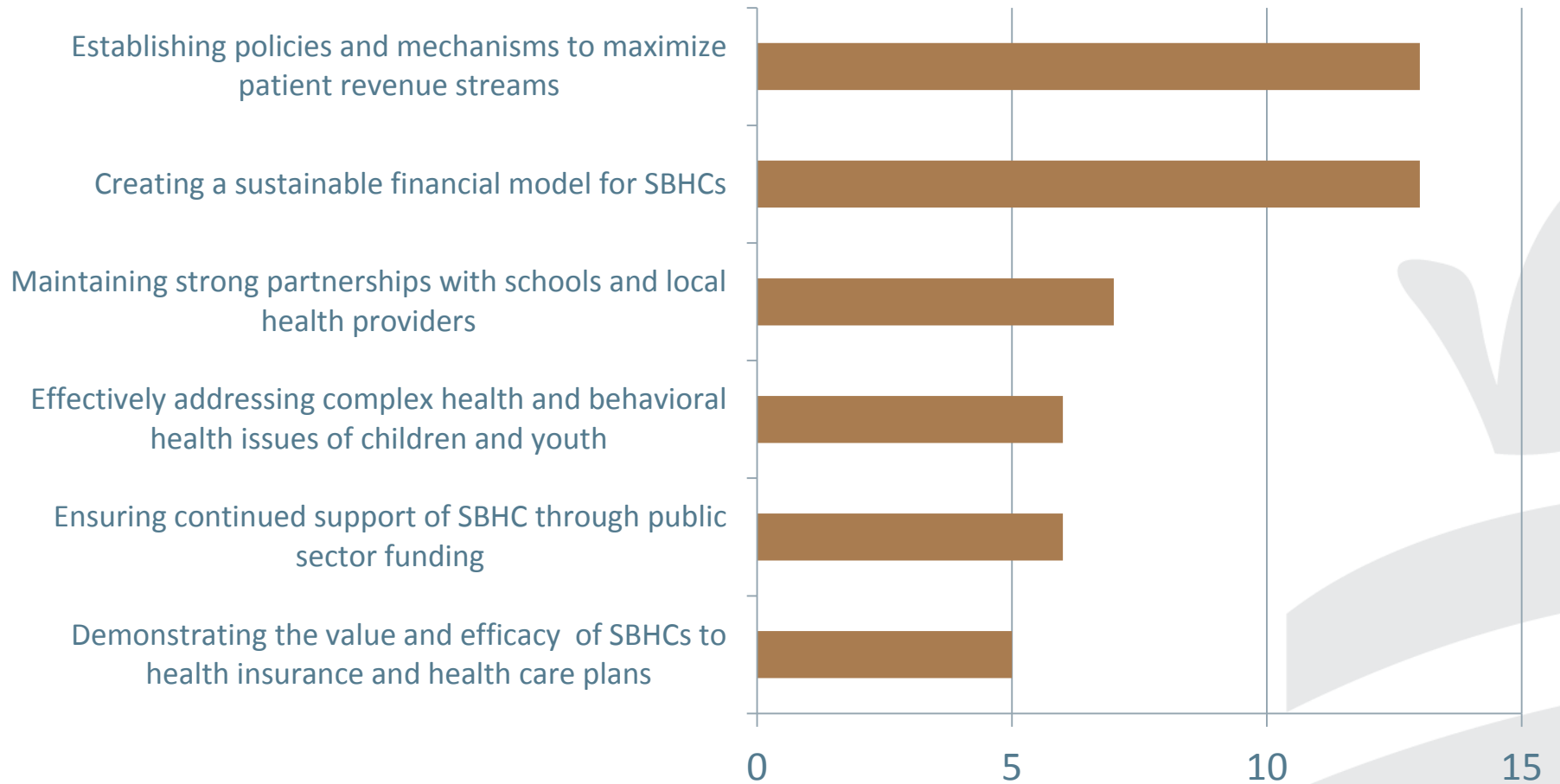
Top 6 of 24 choices



## Most Common SBHC Data Collected by States



## Top Concerns to Growing and Sustaining SBHCs\*



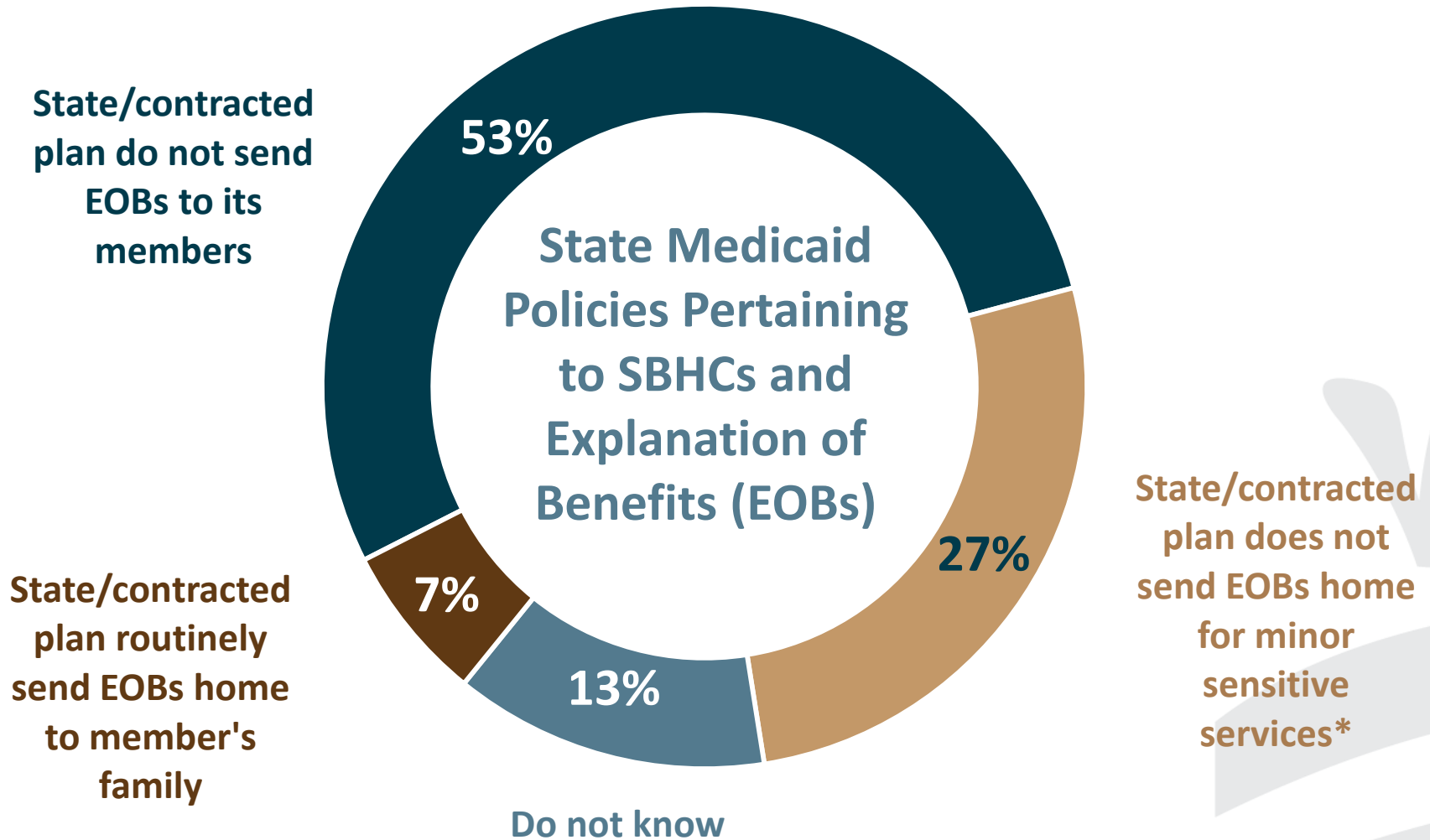
*\*Question asks to pick top 3 concerns*

**N=17**

# State Medicaid Office Policy Survey

## State Policies Pertaining to Medicaid and SBHCs

Define SBHCs as Provider Type	Waive Preauthorization for SBHCs	Waive Preauthorization for Specific SBHC Services	Managed Care Organizations Required to Reimburse and/or Contract with SBHCs
Delaware	Illinois	Colorado	Delaware
Illinois	Louisiana	Connecticut	District of Columbia
Indiana	Michigan	Indiana	Illinois
Louisiana	North Carolina	Maine	Maryland
Maine	West Virginia	Maryland	Michigan
New Mexico			New Mexico
North Carolina			
West Virginia			



\*includes: STD testing and treatment, pregnancy testing, contraception, other reproductive health services, mental health and substance abuse services

N=15



## Conditions Required to Bill Medicaid

	CO	CT	DC	DE	IL	LA	MD	MI	NC	NM	NY
<b>Licensure of SBHC</b>		✓						✓		✓	
<b>Certification</b>		✓		✓	✓	✓	✓			✓	✓
<b>Maintain Comm w/PCP</b>		✓			✓		✓		✓		
<b>Licensure of Sponsor Agency</b>		✓	✓				✓	✓		✓	✓
<b>MCO Credentialing</b>	✓					✓			✓	✓	

Of the 18 states that fund SBHCs, 15 responded

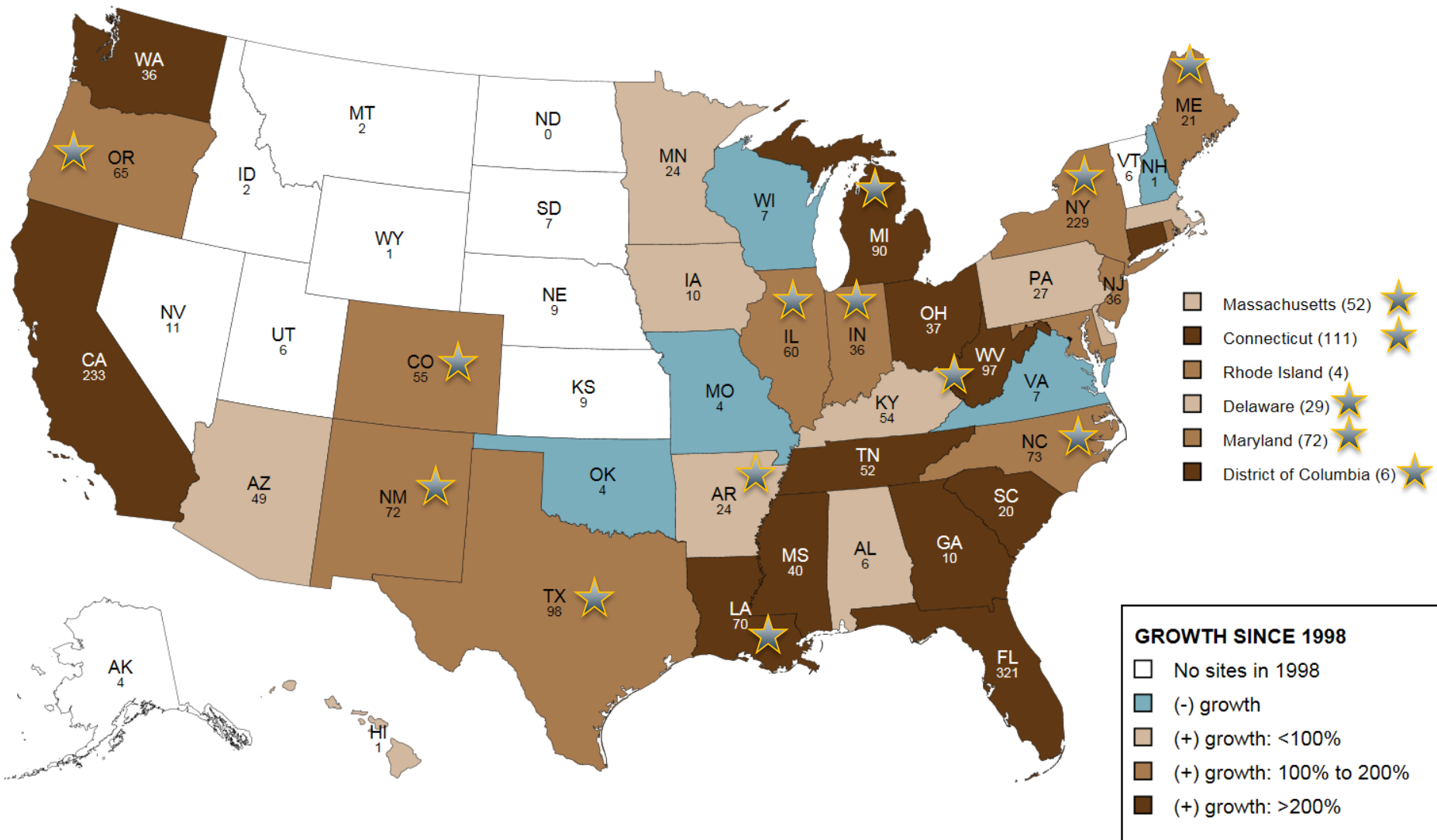
## State Medicaid's View of SBHC Role

	CO	CT	DC	DE	IL	LA	MD	ME	MI	NC	NM	NY	OR
Prevention	✓	✓	✓	✓	✓	✓	✓	✓	✓	✓	✓	✓	✓
Reproductive	✓		✓	✓	✓		✓	✓			✓	✓	✓
EPSDT Provider	✓		✓	✓	✓	✓	✓	✓		✓	✓	✓	
Outreach/Enrollment					✓				✓		✓		✓
Behavioral health provider	✓	✓					✓			✓	✓	✓	✓
Acute Care	✓	✓	✓	✓	✓	✓	✓			✓		✓	

Of the 18 states that fund SBHCs, 15 responded

## Summary

- Number of states with dedicated SBHC investments has been stable over past decade
- State funding increased steadily through FY2011, and dropped off slightly in FY2014
- States are continuing to remove Medicaid policy and payment barriers to SBHCs, but more work to be done



## Summary

- State funding through an SBHC program office is critically important – we want one in every state!
- In addition to funds, they help set high standards of care and accountability
- Counties and localities are developing innovative financing strategies and partnerships to sustain SBHCs

# Questions?

Please enter your questions into the  
“Chat” box of the GoToWebinar control window





SCHOOL-BASED  
HEALTH ALLIANCE  
Redefining Health for Kids and Teens



**BECOME A MEMBER!**



# Membership

## Join Now: **Individual** - \$100

- **A national voice advocating for SBHCs at the federal level**
- **Access to exclusive members-only content on the website (including archived resources)**
- **News and resources in special, members-only Weekly Updates**
- **Access to customizable patient education materials on influenza (courtesy of MedImmune)**
- **And more....**

## Join Now: **Organizational** - \$500

- **All individual member benefits**
- **Discounts on professional services and products**
- **Weekly e-mail updates and action alerts**
- **Letters of support for grants**
- **Recognition in School-Based Health Alliance's annual report and on its website**
- **And more....**

To learn more, visit:

[www.sbh4all.org/membership](http://www.sbh4all.org/membership)



# Questions?

Please enter your questions into the  
“Chat” box of the GoToWebinar control window



# Poll Question

How well does the data presented in this webinar reflect your understanding of SBHC policies in your state?

# Poll Question

Did this presentation meet your needs?

# Poll Question

How well did the presentation meet the stated objectives?

# Poll Question

How likely are you to apply information from the presentation in your organization?

# Poll Question

Would you recommend this webinar to others?



SCHOOL-BASED  
HEALTH ALLIANCE  
Redefining Health for Kids and Teens



# Additional Questions?

## Contact :

[smackey@sbh4all.org](mailto:smackey@sbh4all.org) or  
[www.sbh4all.org](http://www.sbh4all.org)

# Thank You for Attending